

# Elmira/Steuben, Allegany, Chemung, Schuyler Counties CoC January 2010 Point-in-Time Study

4/30/2010

Contact:

Bill Caudill

Institute for Human Services, Inc.

6666 County Route 11

Bath, NY 14810

(607) 776-9467

[www.ihsnet.org](http://www.ihsnet.org)

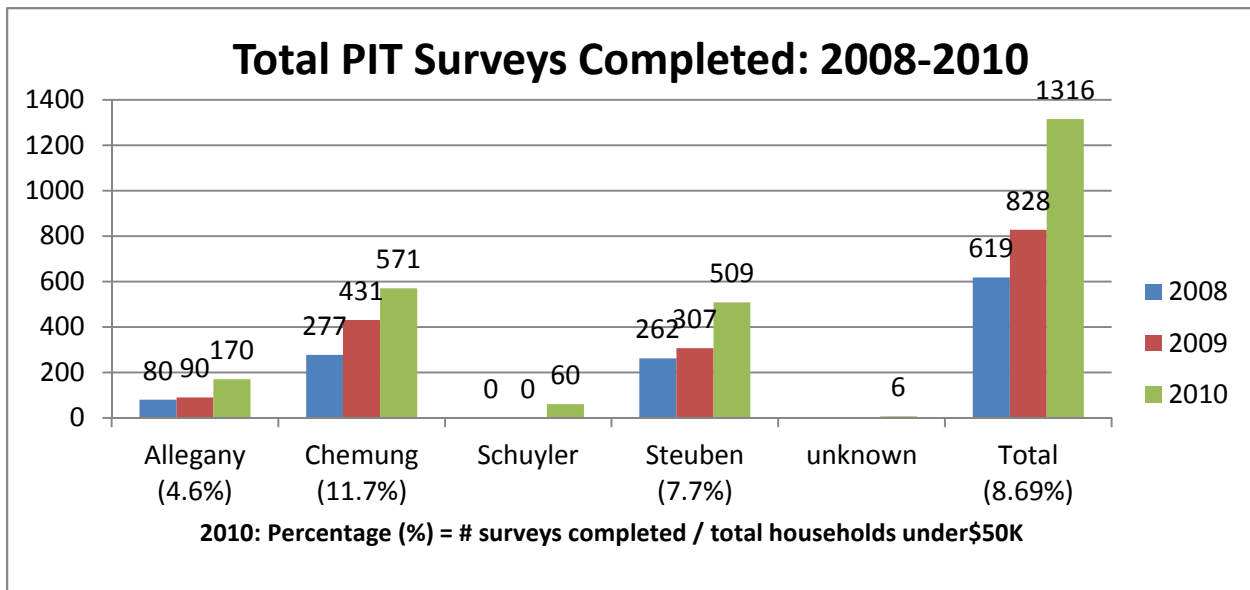


THE INSTITUTE  
FOR HUMAN SERVICES

Nationally, the **Point-in-Time (PIT) Count** is required and defined by the U. S. Department of Housing and Urban Development as a, “*One night count of sheltered and unsheltered homeless persons*” within a specific geographic area. The purpose is, “*To understand the number and characteristics of people sleeping in shelters and on the street, or in other places not meant for human habitation*”.

The agencies of the Elmira/Steuben, Allegany, Chemung, Schuyler Counties Continuum of Care (CoC) have expanded upon HUD’s intent to conduct a broader assessment of those in the region who are currently homeless, or who are “at-risk” of becoming homeless. The term “at-risk” is intended to include individuals or families who are seeking emergency-based services, such as housing, financial, or food assistance, or who are already enrolled in such services.

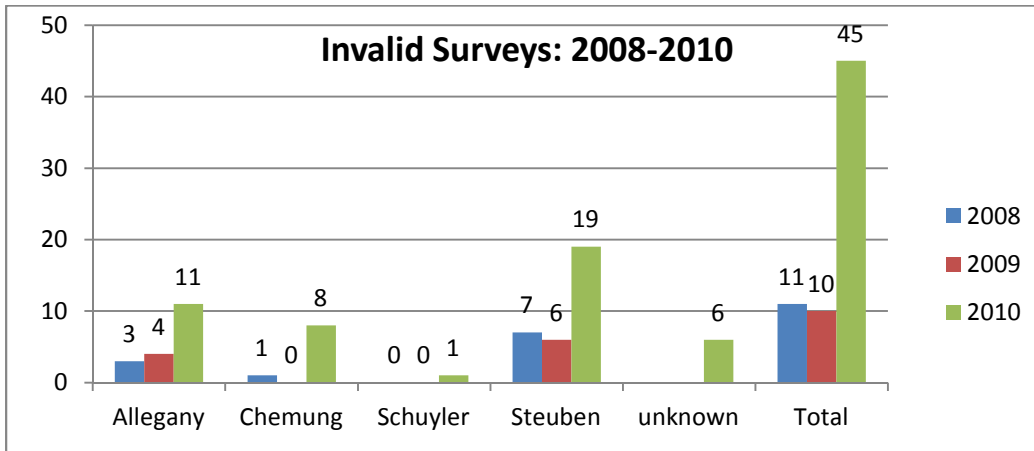
The 2010 PIT Study was conducted by trained volunteers using a standardized survey form. All surveys were administered between January 27 and February 3, 2010, and all participants were asked to answer as to their status on **Wednesday night, January 27, 2010**. Conducted as a “Service-Based Count”, surveys were conducted at agencies and locations in the region that are either known homeless locations, or locations where an individual/family who is “at-risk” might seek services. The results presented in this document are a “count” of those who reported specific characteristics about their household. As a random sample has not been assured, the results and percentages should not be used to describe the general population, but are considered an accurate summary of those surveyed.



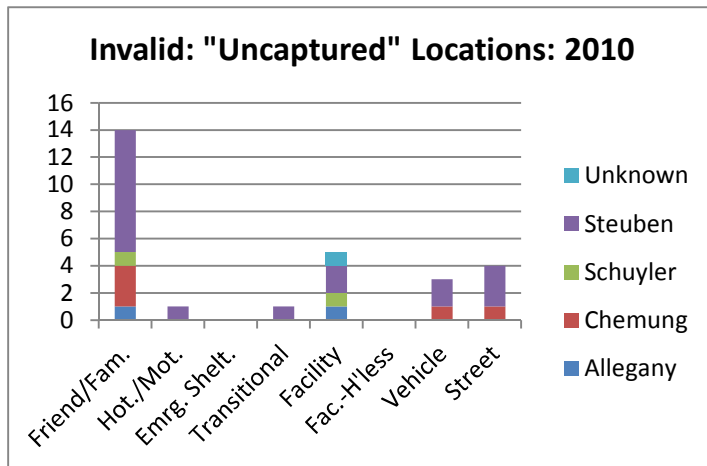
**Comments:**

- 📊 Continued increase in # surveys administered from 2008 to 2010
- 📊 32%-89% increase in “existing” counties
- 📊 Addition of Schuyler Co. in 2010

*Note: The “# surveys / total households under \$50K” is included for reference only, to assess the number of surveys administered and potential penetration of target audience (at-risk households), and is not a valid statistic. Not all participants surveyed may have household income below \$50K, nor does the percentage reliably indicate the actual percent of “under \$50K households” that were surveyed. The statistic enables the participating agencies to set an output milestone that will improve likeliness of identifying homeless individuals.*

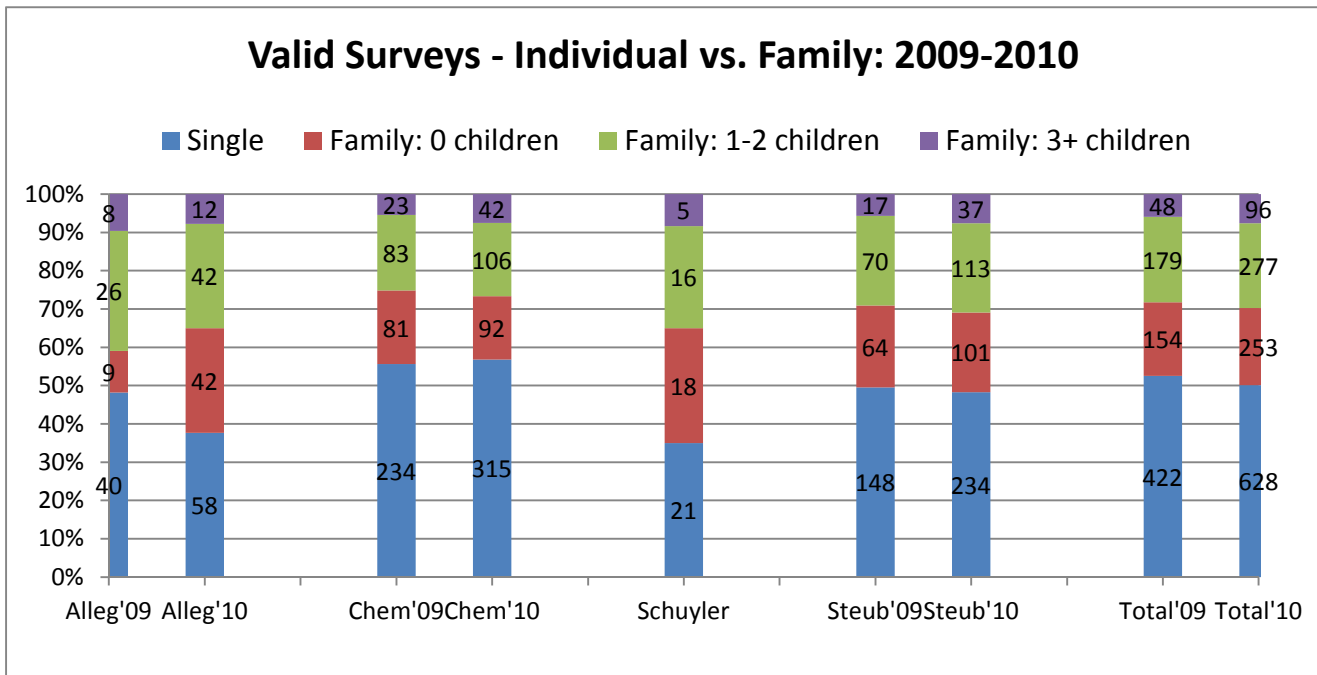
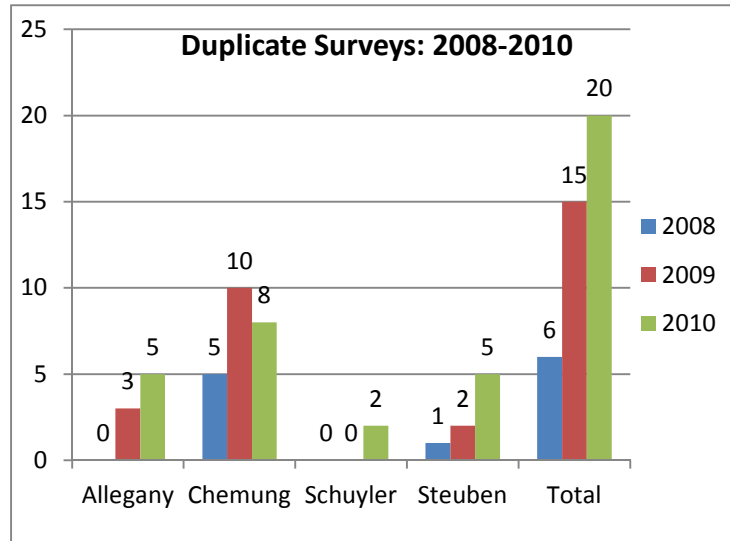


	Alleg.	Chem.	Schuy.	Steub.	Unkn.	Total
Lacking Info on Surveyor	1	0	0	0	6	7
Invalid Date	0	2	0	5		7
Missing Name	0	2	0	3		5
Missing Birth Date	6	4	0	5		15
Adult/Child Adding Error	5	1	0	3		9
Multiple Locations	0	2	1	5		8



**Comments:**

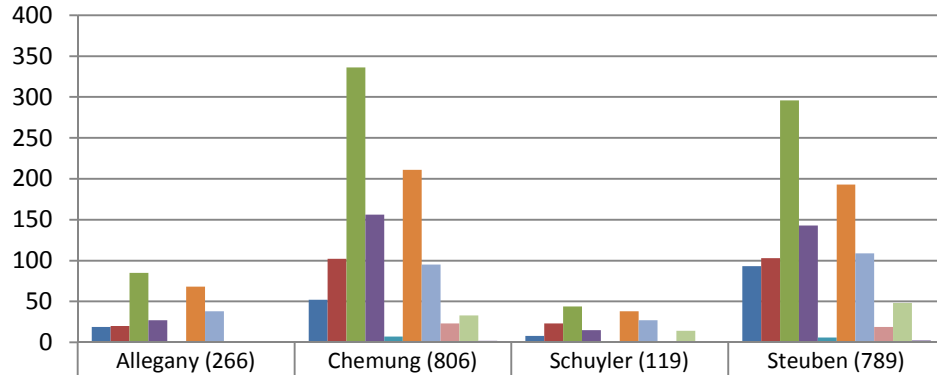
- 🚩 350% increase in "invalid surveys" in 2010
- 🚩 Most common reasons were:
  - Missing/invalid Coding Info (participant name/birth date); and
  - Missing/invalid Administer Info (invalid survey date or missing volunteer/location info).
- 🚩 Invalid Surveys resulted in up to 28 "uncaptured" or missed homeless households.



**Comments:**

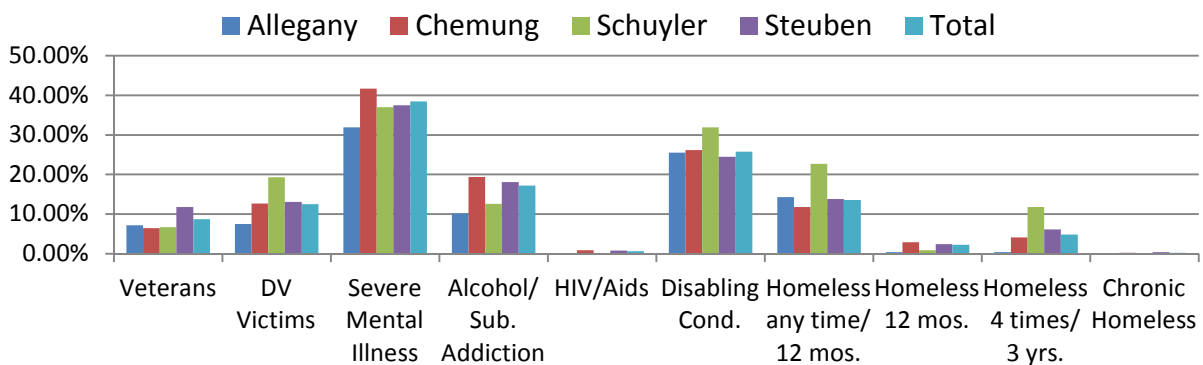
- Percentages of single vs. family relatively unchanged, except for Allegany, where 'Singles' made up fewer participants, and 'Family With No Children' expanded significantly
- Initial Schuyler County results are very consistent with newer Allegany results.

## 2010 PIT: HUD Target Populations of Adults/Unaccompanied Youth



	Allegany (266)	Chemung (806)	Schuyler (119)	Steuben (789)
Veterans	19	52	8	93
DV Victims	20	102	23	103
Severe Mental Illness	85	336	44	296
Alcohol/ Sub. Addiction	27	156	15	143
HIV/Aids	0	7	0	6
Disabling Cond.	68	211	38	193
Homeless any time/12 mos.	38	95	27	109
Homeless 12 mos.	1	23	1	19
Homeless 4 times/ 3 yrs.	1	33	14	48
Chronic Homeless	0	2	0	3

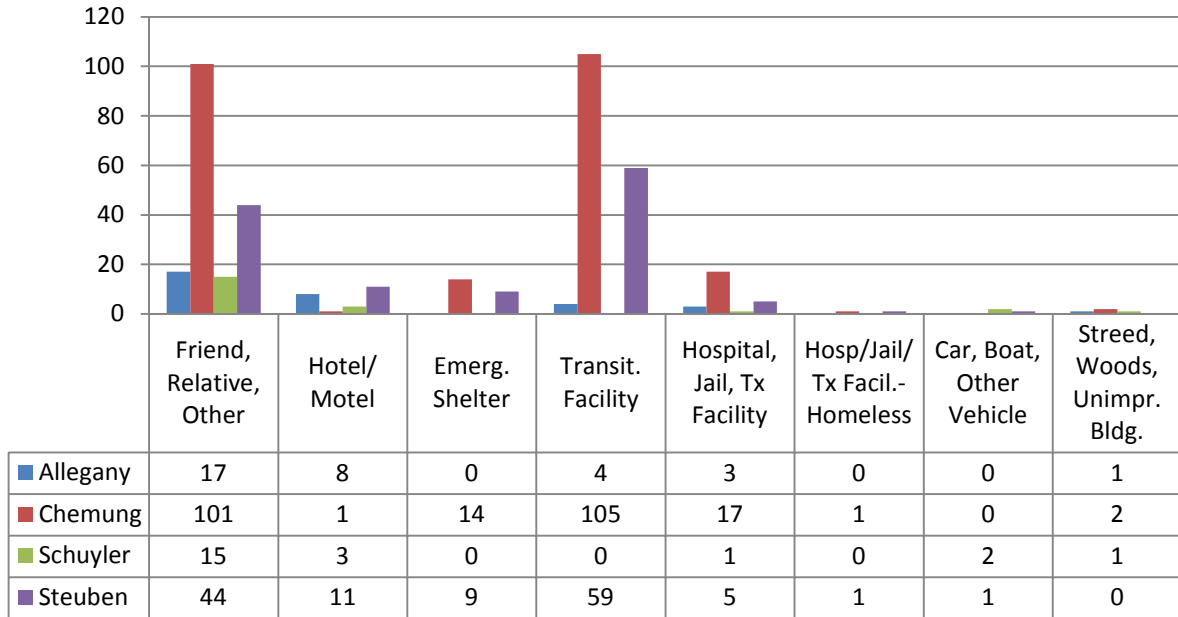
## 2010 Target Populations: as % of Total Adults/Unaccompanied Youth



### Comments:

- #'s represent number of adults, not # of surveys. One survey could include multiple adults.
- 'Severe Mental Illness' was largest prevalence in all counties followed by 'Disabling Condition'
- Schuyler recorded highest % who had been 'Homeless Anytime' and 'Repeated Homeless', but among lowest % of 'Long Term Homeless' (less than 1%).

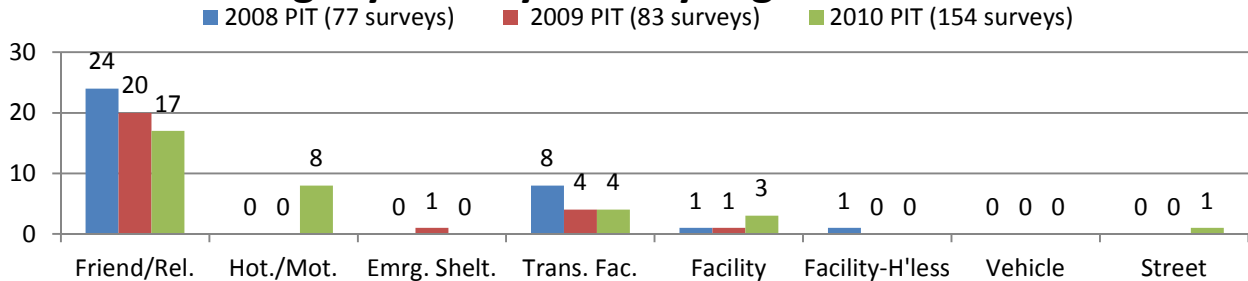
### 2010 PIT: Where participants spent night of Wednesday, Jan. 27, 2010 (of 1254 valid surveys)



**Regionally:**

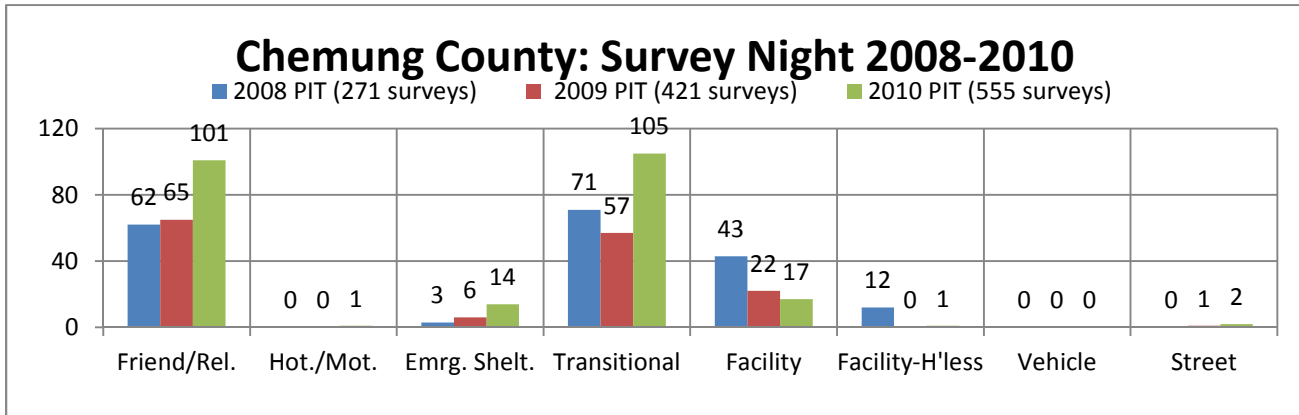
- ✚ 14.1% reported spending survey night at 'Friend/Relative'
- ✚ 3.7% reported spending survey night in Emergency Setting (Hotel/Motel or Emer. Shelter)
- ✚ 'Hosp./Jail/Tx. Facility – Homeless' are a subset of 'Hospital/Jail/Tx Facility': Homeless are defined as those who were homeless prior to intake/arrest at the facility
- ✚ HUD's "homeless" include 'Hosp/Jail/Tx – Homeless' plus 'Vehicle' plus 'Street/Woods'

### Allegany County: Survey Night 2008-2010



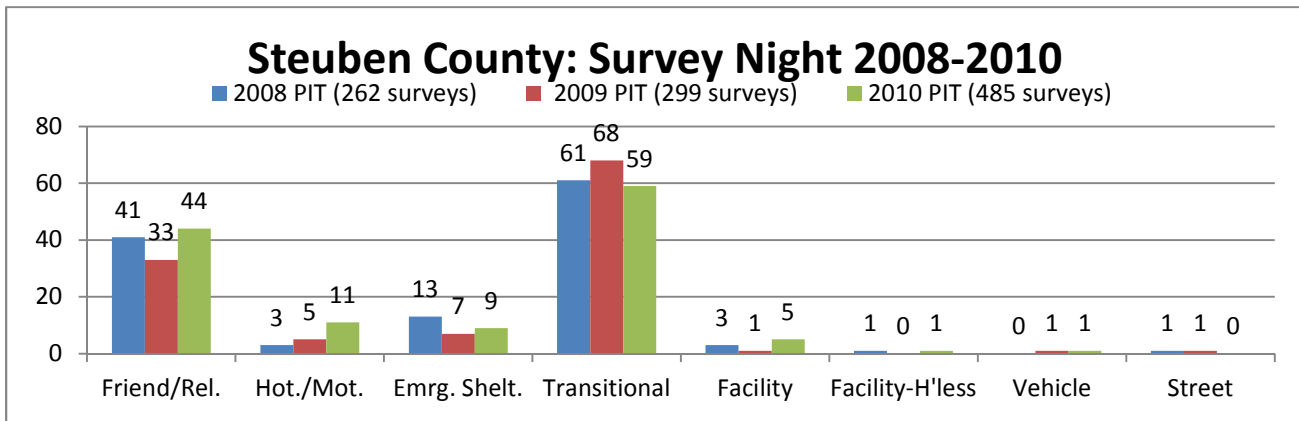
**Allegany:**

- ✚ 11.0% reported spending survey night at Friend/Relative
- ✚ # staying at 'Friend/Relative' has decreased, despite increase in # surveys administered
- ✚ Surge in 'Hotel/Motel' likely due to increased surveys in Wellsville area (3 new agencies)



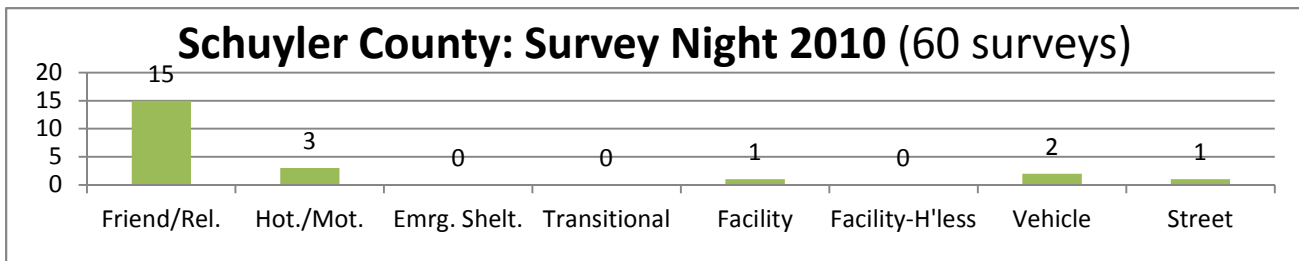
**Chemung:**

- 18.2% reported spending survey night at Friend/Relative
- Increase in # of 'Friend/Relative' and Emergency Settings exceeded increase in # surveys
- Chemung's Hotel/Motel vouchers are processed through Emergency Shelter



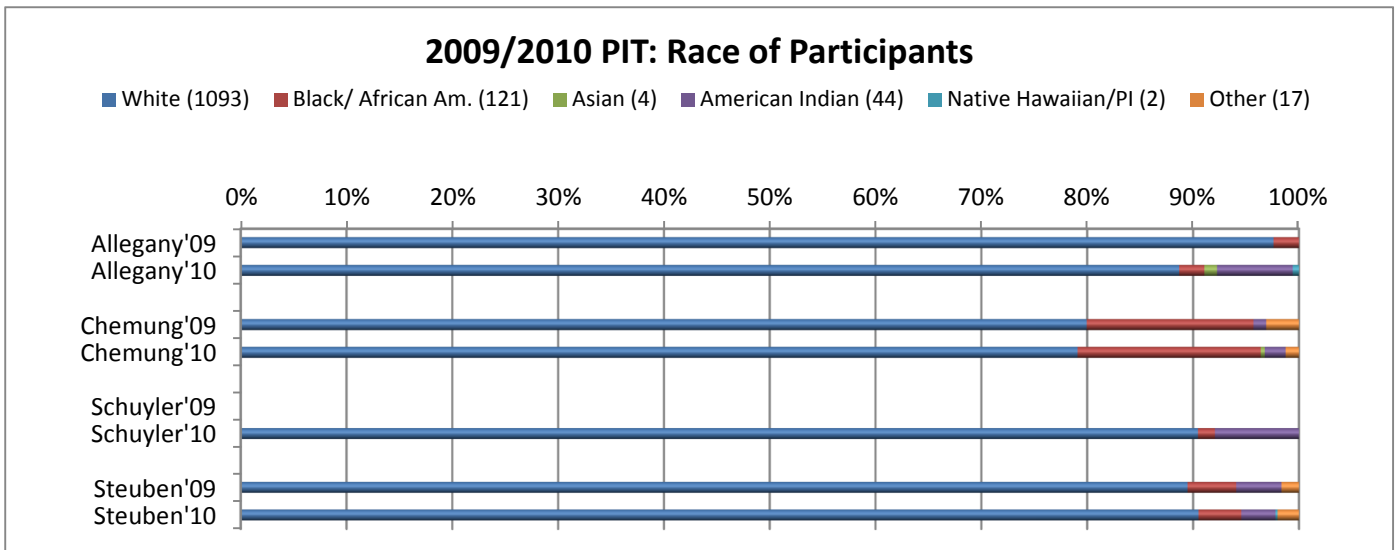
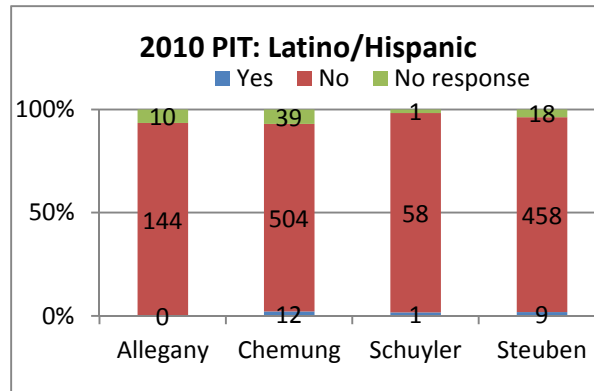
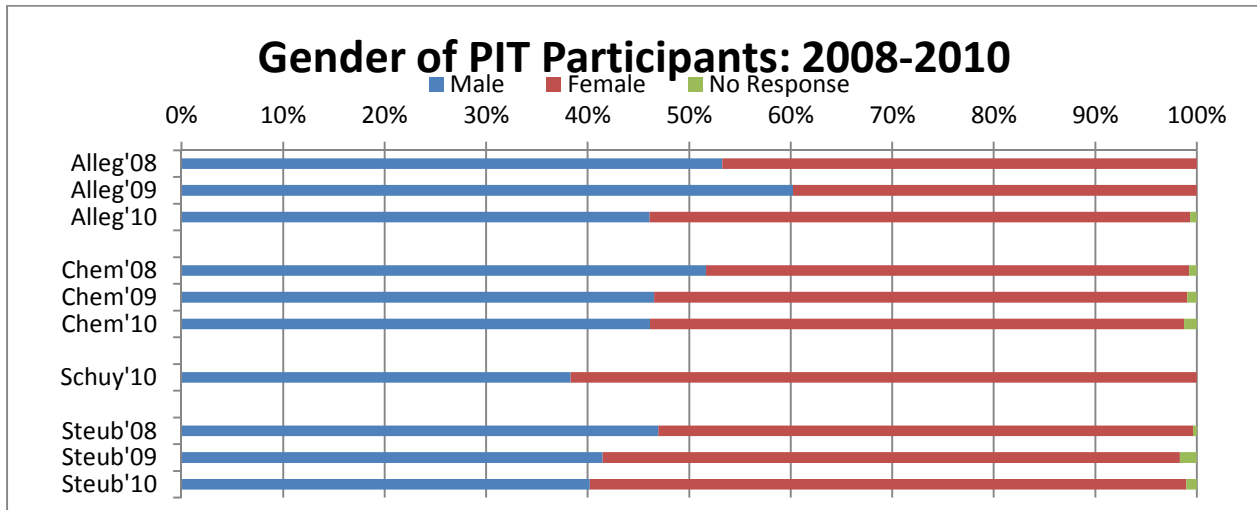
**Steuben:**

- 9.1% reported spending survey night at Friend/Relative
- # of 'Friend/Relative' are relatively unchanged, despite increasing # of surveys
- # in Emergency Settings has increased consistently with # surveys administered



**Schuyler:**

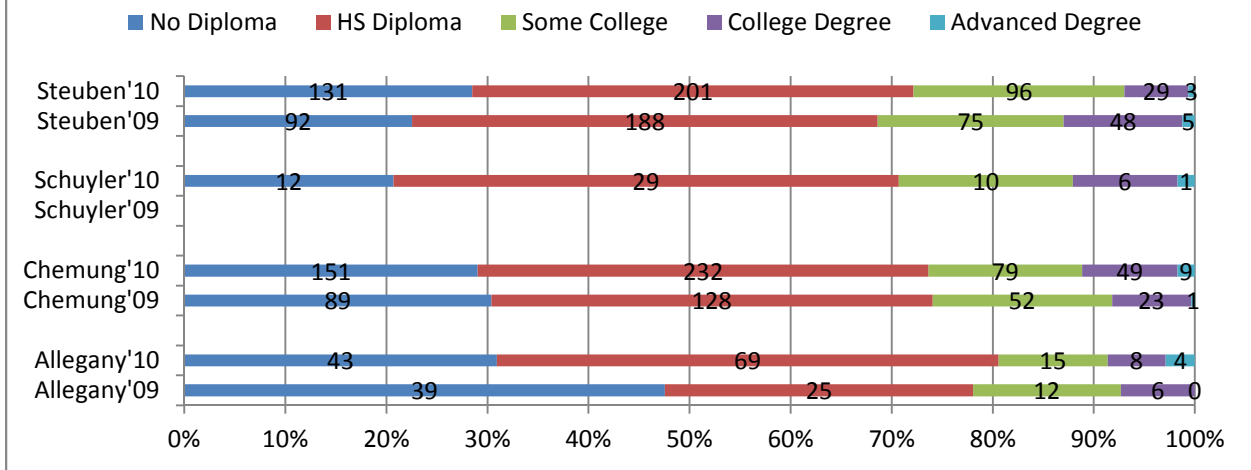
- 25.0% reported spending survey night at Friend/Relative
- Total of 'Vehicle' and 'Street' was highest of 4 counties, despite lowest # surveys



**Comments:**

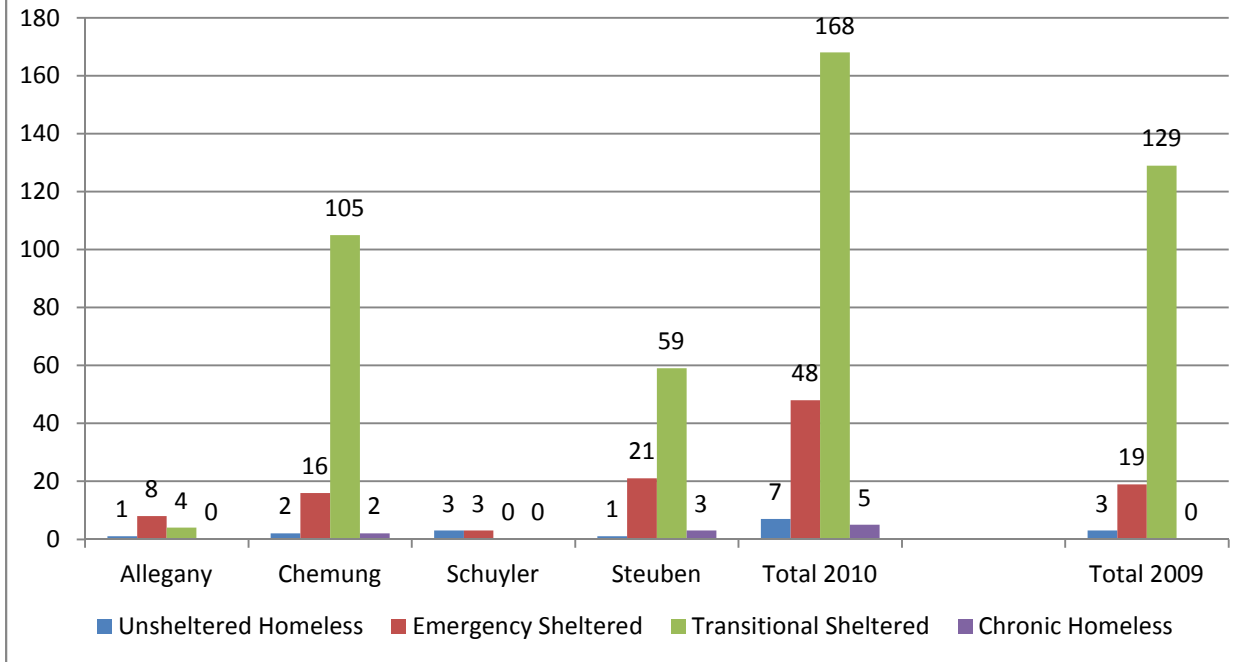
- ⚡ Chemung and Steuben Counties showed a decrease in % of males surveyed
- ⚡ Schuyler County showed lowest % of males surveyed, and the first under 40%
- ⚡ All counties were relatively consistent in 'Race' of those surveyed, except for a sizable increase in the % of American Indians surveyed in Allegany County.

### 2009/2010 PIT: Highest Education Level

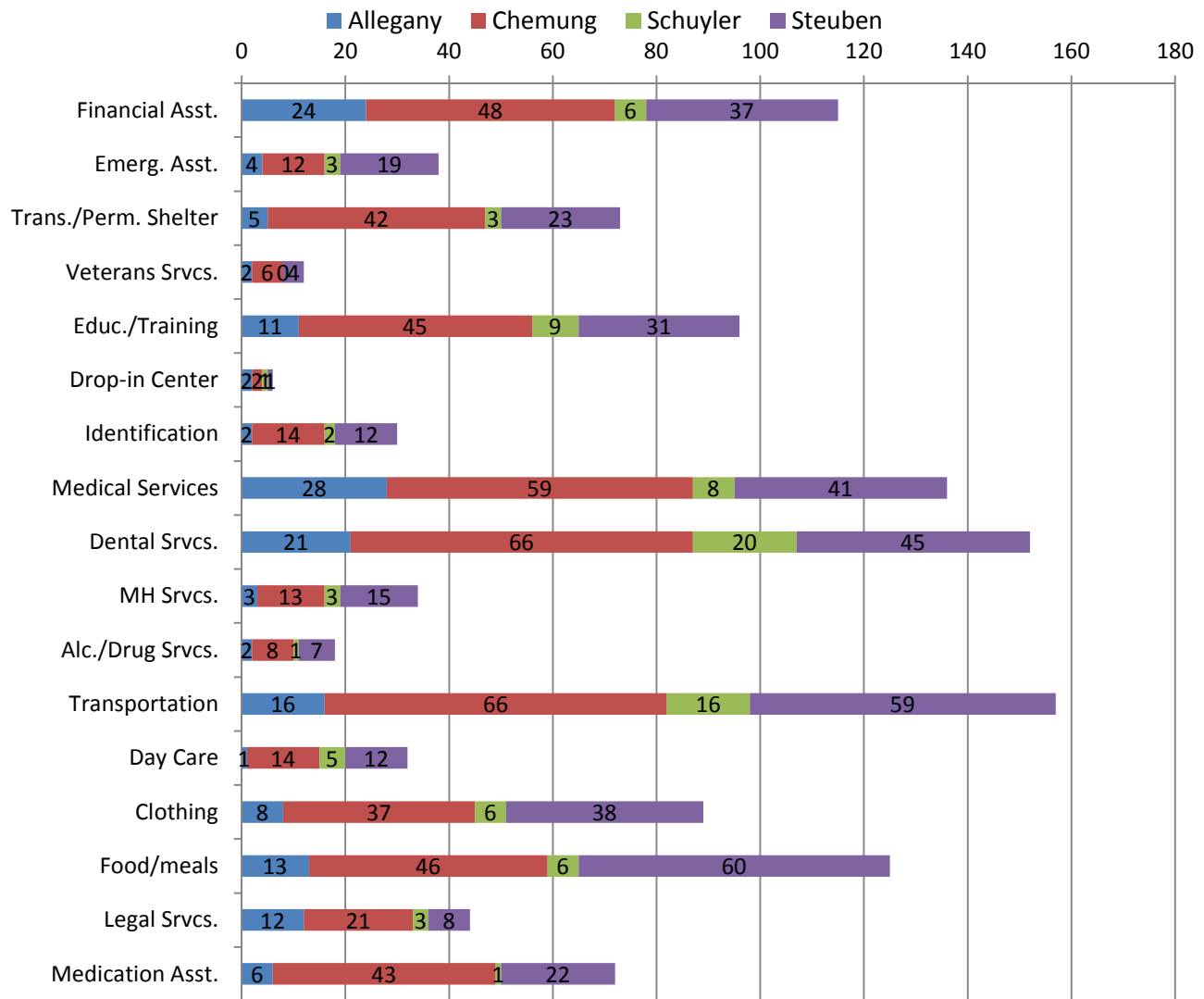


■ Highest Education Levels relatively unchanged, with exception of sizable decrease in 'No Diploma' in Allegany County.  
■ Schuyler County reported lowest % of 'No Diploma' of all 4 counties, as well as highest % of 'College Degree' or 'Advanced Degree'

### 2010: HUD Homeless/Sheltered



### 2010 PIT: Additional Services Needed



#### Additional Services Needed – 5 Highest Needs by County: 2009-2010

Allegany		Chemung		Schuyler	Steuben	
2009	2010	2009	2010	2010	2009	2010
1. Financial	1. Medical	1. Medical	1. Dental	1. Dental	1. Food/Meal	1. Food/Meal
2. Food/Meal	2. Financial	2. Food/Meal	1. Transport.	2. Transport.	2. Transport.	2. Transport.
3. Mental Hlth	3. Dental	3. Clothing	2. Medical	3. Educ./Trg.	3. Dental	3. Dental
4. Transport.	4. Transport.	4. Educ./Trg.	3. Financial	4. Medical	4. Financial	4. Medical
5. Clothing	5. Food/Meal	5. Dental	4. Food/Meal	5. Financial	5. Medical	5. Clothing
			5. Educ./Trg.	5. Clothing		
				5. Food/Meal		